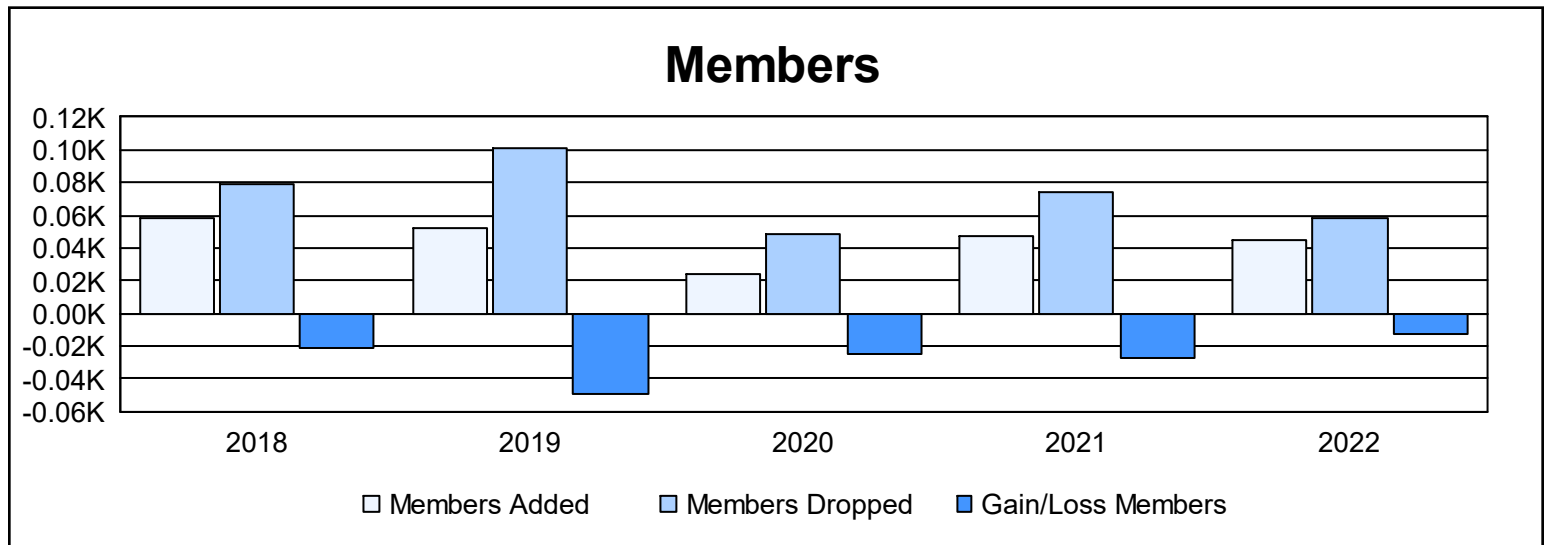
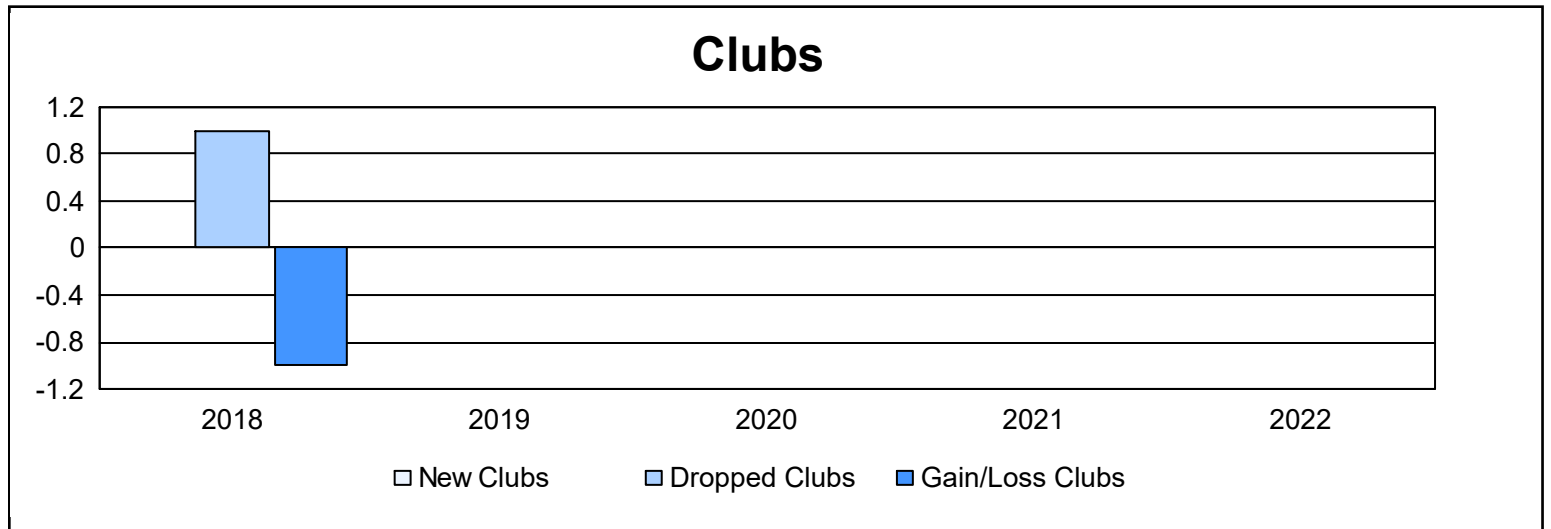
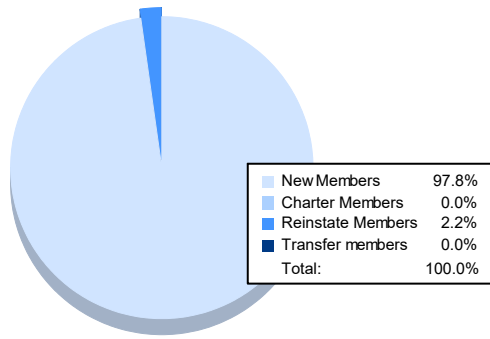


Year	New Clubs	Dropped Clubs	Gain/ Loss Clubs	New Members	Charter Members	Reinstate Members	Transfer Members	Total Member Added	Total Members Dropped	Gain/ Loss Members
2017-2018	0	1	-1	56	0	2	0	58	79	-21
2018-2019	0	0	0	45	2	1	4	52	101	-49
2019-2020	0	0	0	22	1	1	0	24	49	-25
2020-2021	0	0	0	43	0	0	4	47	74	-27
2021-2022	0	0	0	44	0	1	0	45	58	-13
<b>Average</b>	<b>0</b>	<b>0</b>	<b>0</b>	<b>42</b>	<b>1</b>	<b>1</b>	<b>2</b>	<b>45</b>	<b>72</b>	<b>-27</b>



### Membership Composition June 2022 Cumulative



### Gender Composition June 2022 Cumulative

